



PRODUCT NO.: 5667



Applicator, Topi-Click Micro, 9mL, 0.05mL\Click, Purple.

Non-Sterile

Description: Topi-Click is a metered cream/gel dispenser and applicator for topical compounds and is easy to use for all types of patients. Topi-Click is easier to use and fill than oral dosing syringe

FEATURES:

- Automates, metered topical dosing that helps providing an accurate and consistent dosage every time.
- Audible, tactile and visual clicks indicate measure of dose (One CLICK = 0.05 mL).
- Eliminate the need to manually mark the dose.
- Innovative triad-shape allows for precision handling
- Built-in REFILL Badge helps patients reorder medication on time.
- Applicator reduces the risk of hand transference to others.
- Offers applicator selections for customized dosing.
- Eliminates user-variability.
- Compatible with EMP Jar Quick-Fill Adaptor Filling
- Compatible with Luer-Lock Syringes.
- Turn the base “1 click” (120 degree rotation) to dispense one metered amount; doubling or tripling the dose amount is as simple as turning to the 2nd or 3rd click
- Made of FDA medical-grade polypropylene material
- UV block plastic protects the contents from UV rays.
-

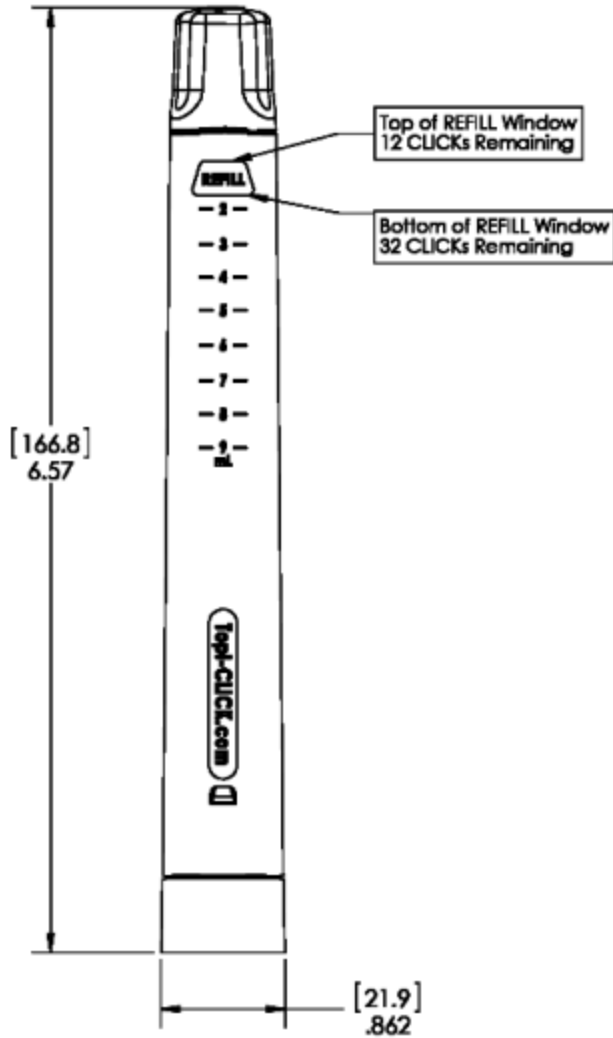
TECHNICAL SPECIFICATIONS:

Capacity (mL)	9.75
Material	Product Polyethylene
Dosing (per Click)	0.05mL per 120 degree rotation
Storage (°F\ °C)	35-160 \ 2-71

USA | CANADA | AUSTRALIA PACIFIC | EUROPE
 WWW.MEDISCA.COM

Shelf-Life	5 years
Label Size (W X H)	2.5'' x 2.75''
Approximate Residual (mL)	0.15
Approximate Priming (mL)	0.15ml or 3 clicks

Additional Information



USA | CANADA | AUSTRALIA PACIFIC | EUROPE
WWW.MEDISCA.COM

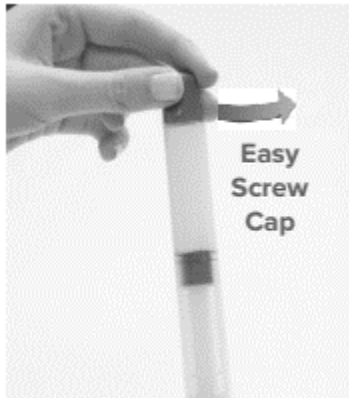
Please note that the information contained herein is for informational purposes only. The information is based on recognized compendia, manufacturers' instructions and/or other authoritative sources and texts. MEDISCA takes no responsibility for the validity or accuracy of this information. Customer MUST refer to USP, FDA, Health Canada, TGA and/or their State Board to ensure they comply with the specific regulations and ensure that appropriate procedures are in place.



MEDISCA®
YOUR TRUSTED PARTNER IN COMPOUNDING

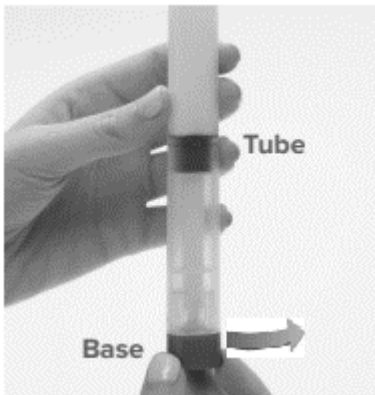
User Instructions

Step 1: Unscrew the cap of the Topi-CLICK Micro® and set aside for recapping after use.



Step 2:

Holding the Micro® in an upright position, turn/CLICK the Base the number of CLICKs or mLs specified on the prescription label. Use the Audible, Tactile and Visual CLICK points of the triad-shaped Base as dosing indicators. Be sure to align Base with the Triad Tube to ensure dose is fully dispensed.



USA | CANADA | AUSTRALIA PACIFIC | EUROPE

WWW.MEDISCA.COM

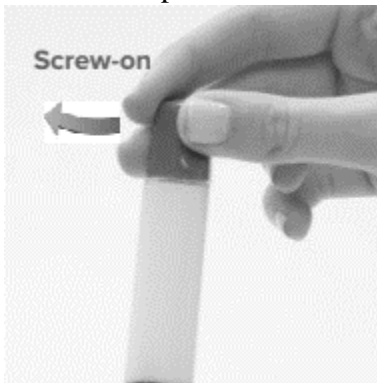
Step 3:

Apply topical medication with built-in applicator as directed by physician or pharmacist. Continue rubbing until preparation is completely absorbed into the skin. **IMPORTANT:** The built-in applicator lessens the risk of transference to unintended areas. No need to use your fingertips to apply medication.



Step 4:

Screw on cap after each dose to prevent evaporation. Be sure cap is secured completely.



USA | CANADA | AUSTRALIA PACIFIC | EUROPE

WWW.MEDISCA.COM