



MEDISCA[®]
YOUR TRUSTED PARTNER IN COMPOUNDING

PRODUCT NO.: 6844



PROFILLER 3600 MULTIPLATE MACHINE, FIXED COMBO W/3 SIZES, TORPAC

3 Fixed Sizes: 00, 0, 1

DESCRIPTION: Receive 3 most popular sizes of 00, 0, and 1 with 1 full system + 2 change parts.

Everything you need to fill three capsule sizes: Hand-Held Filler Base, Orienter Base, Locking Plate and Change Parts for one of the capsule sizes / 2 Change Parts for extra capsule sizes: Caps Tray, Body Sheet, Set (A, B, C), Spacer Plate, Capsule Locker, Orienter Tray / 60-pin tamper for 1st capsule size (Tampers for additional capsule sizes are sold separately)* / Powder Spreader / Powder Tray + Powder Tray Clamps / Illustrated Manual / Plastic storage box / Empty and Locked Capsule Bins / Set of empty capsule measuring bowls

* Tamper Size Range: 00, 0-1, 2-3, 4




FEATURES:

- ✔ Shipped fully assembled. Ready for use in less than 1 hour.
- ✔ Easier to use than other 200 or 300 hole systems.
- ✔ All parts are dishwasher safe. Can be dried in a hot air oven or with a portable hair dryer.
- ✔ Change capsule sizes in only 5 minutes. Change Parts for Size 00, 0, and 1.
- ✔ Orienter Base accommodates capsule sizes 00, 0, and 1.
- ✔ All metal parts Inox (SS316) for reduced static
- ✔ Unique features include lightweight 2-piece orienter, orienter locator and oversize Powder Tray & Push Plate.
- ✔ Designed for fast disassembly & visual verification of cleaning.
- ✔ Fill weights, USP/EP method within $\pm 1-3\%$ of average. More info at <http://www.profiller.com/3fw>.
- ✔ Works with all capsules including gelatin, vegetarian/HPMC and starch capsules.
- ✔ Tamper size range optimized for higher fill weights and faster filling.
- ✔ Indicator gauges to assist in capsule orientation, separation and locking.
- ✔ Fits under most powder hoods and in glove boxes.
- ✔ 3600 fully locks capsules after filling, unlike most hand-held fillers - saving you time and frustration!
- ✔ Video tips at www.profiller.com. Well-illustrated manuals in multiple languages.
- ✔ Compliance: CE, cGMP (validation package available upon request)

ADDITIONAL INFORMATION:

Warranty: 1 year

Applicable Products:



-  7540: Partial Batch Kit, ProFiller 3600/3700 (Sizes 00-4)
-  7580: Orienter Base, ProFiller 3600 (Sizes 00-4) – *Can be used for Faster Size Change-Over!*
-  8314: Vibrating Table, ProFill 100 & ProFiller 1100/3600 (110-120V)

Description of Features:

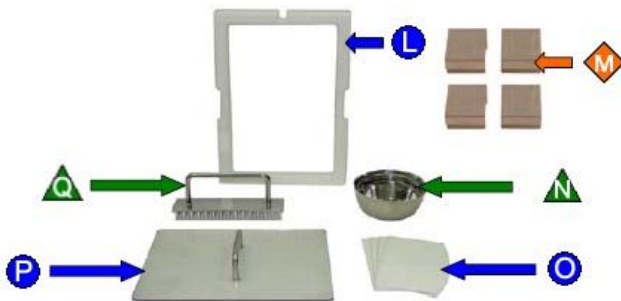

Shipped Fully Assembled
Fully Dishwasher Safe
5 minute Size Changeover







-  Ease of Use
-  GMP
-  Speed




| | |
|--|--|
|  | All 316 Stainless Steel (Inox) |
|  | Adjustment-free Spacer Plate |
|  | Cam position indicator, great for training new operators |
|  | Fast action Cam Handle |

| | |
|---|---|
|  | Fast action Locking Plate for Caps Tray with reinforced stainless steel edges to prevent bending |
|  | 25-hole Capsule Locker is size-specific. Speeds locking, and prevents over-locking and capsule denting |
|  | Capsule Locker includes Spacer Plate Height adjustment marking |
|  | Locked Capsule Indicator |
|  | Capsule Locker position indicators on under side of Caps Tray |
|  | Locating holes in Orienter and tapered locating pins for fast & accurate orientation of capsules into Caps Tray |
|  | 2-piece Orienter. Shake only the lightweight Orienter Tray |



| | |
|--|--|
|  | Powder Tray is double depth & includes indicators for positioning 60-pin Tamper |
|  | Powder Tray clamps for pharmacy compounding or filling on optional Vibrator. |
|  | Empty Capsule Measuring Bowls (3) |
|  | Full size Powder Spreaders (4) |
|  | Multi-use Push Plate speeds operations |
|  | 60-pin Tamper in optimum size ranges 000, 00, 0-1, 2-3, 4 |

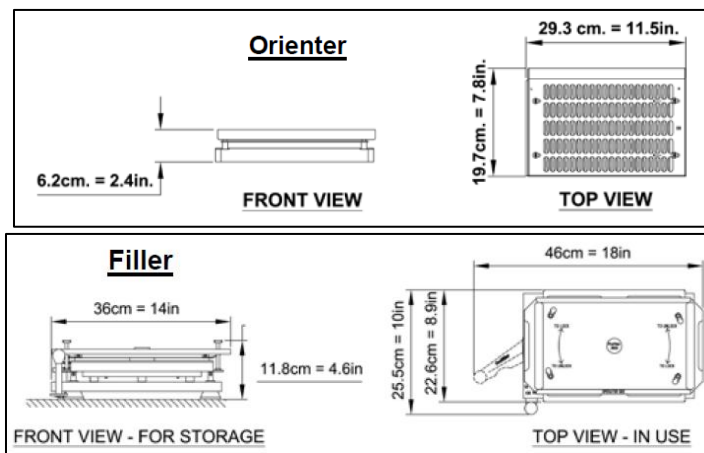
Materials of Construction:



NOTE:

- Parts not otherwise labeled are made of Inox (Stainless Steel 316).
- Nylon parts are known to discolor when used with Erythrosine. The Powder Spreader is known to discolor when used with Beta Carotene or Sunset Yellow.

Dimensions (For Powder Hood Sizing):



Installing Change Parts:



**No Tools
Required**

ProFiller 3600 system's patented design requires no tools or adjustments to change capsule size.



1. Lift out Orienter Tray.



2. Slide new Orienter Tray in place.



3. Unscrew 4 thumbscrews from corners of Filler Base.



4. Remove Body Sheet Set.



5. Switch Spacer Plate.



6. Position new size Body Sheet Set on Filler Base.



7. Secure with four thumb screws.

Cleaning & Drying Methods:

- 1) **Automatic Dishwasher:** All parts are fully dishwasher safe using automatic dishwasher detergents. Plastic parts should be placed in top rack (<70°C / 160°F)
- 2) **Cleaning Agents:** We recommend cleaning using household hand dishwashing liquid. All items may be cleaned with NaOH (caustic soda) 1-2% solution, 1% sodium thiosulphate solution, or liquid detergents up to with up to 4% sodium hypochlorite.
- 3) **Isopropyl Alcohol:** Wipe with a cloth dipped in isopropyl alcohol, then immediately wipe dry with a clean cloth. Do not use on Orienter Base or Capsule Locker.
- 4) **Hot Air Drying:** Up to 60°C. Remove plastic parts from oven after 15-20 minutes. If using portable hair dryer, keep a distance of 12 inches (30cm) from all items.
- 5) **Autoclave:** Do not autoclave Orienter Base, Capsule Locker, Powder Spreader, Powder Tray. Other parts may be autoclaved at 121°C, 15 psi pressure for 15 minutes.