



PRODUCT NO.: 7999



PROFILLER 3600 MULTIPLATE MACHINE COMBO B PACKAGE, TORPAC

4 Choice Sizes, Size 00-4 (00, 0, 1, 2, 3 or 4)

DESCRIPTION: Choose 4 different sizes from 00, 0, 1, 2, 3 or 4 & receive 1 full system + 3 change parts.

Everything you need to fill four capsule sizes: Hand-Held Filler Base, Orienter Base, Locking Plate and Change Parts for 1st capsule size / 3 Change Parts for extra capsule sizes: Caps Tray, Body Sheet, Set (A, B, C), Spacer Plate, Capsule Locker, Orienter Tray / 60-pin tamper for 1st capsule size (Tampers for additional capsule sizes are sold separately)* / Powder Spreader / Powder Tray + Powder Tray Clamps / Illustrated Manual / Plastic storage box / Empty and Locked Capsule Bins / Set of empty capsule measuring bowls

* Tamper Size Range: 00, 0-1, 2-3, 4

FEATURES:

- Shipped fully assembled. Ready for use in less than 1 hour.
- Easier to use than other 200 or 300 hole systems.
- All parts are dishwasher safe. Can be dried in a hot air oven or with a portable hair dryer.
- Change capsule sizes in only 5 minutes. Change Parts for Size 000-4 & 00el-2el.
- Orienter Base accommodates capsule sizes 00-4.
- All metal parts Inox (SS316) for reduced static
- Unique features include lightweight 2-piece orienter, orienter locator and oversize Powder Tray & Push Plate.
- Designed for fast disassembly & visual verification of cleaning.
- Fill weights, USP/EP method within $\pm 1-3\%$ of average. More info at <http://www.profiller.com/3fw>.
- Works with all capsules including gelatin, vegetarian/HPMC and starch capsules.
- Tamper size range optimized for higher fill weights and faster filling.
- Indicator gauges to assist in capsule orientation, separation and locking.
- Fits under most powder hoods and in glove boxes.
- 3600 fully locks capsules after filling, unlike most hand-held fillers - saving you time and frustration!
- Video tips at www.profiller.com. Well-illustrated manuals in multiple languages.
- Compliance: CE, cGMP (validation package available upon request)

ADDITIONAL INFORMATION:

Warranty: 1 year

Applicable Products:

- ☑ 7540: Partial Batch Kit, ProFiller 3600/3700 (Sizes 00-4)
- ☑ 7580: Orienter Base, ProFiller 3600 (Sizes 00-4) – *Can be used for Faster Size Change-Over!*
- ☑ 8314: Vibrating Table, ProFill 100 & ProFiller 1100/3600 (110-120V)

Description of Features:

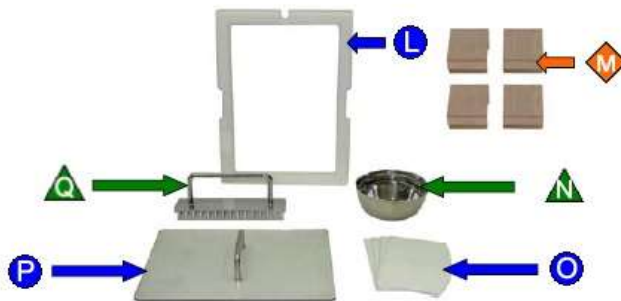

Shipped Fully Assembled
Fully Dishwasher Safe
5 minute Size Changeover

- Ease of Use
- ◆ GMP
- ▲ Speed



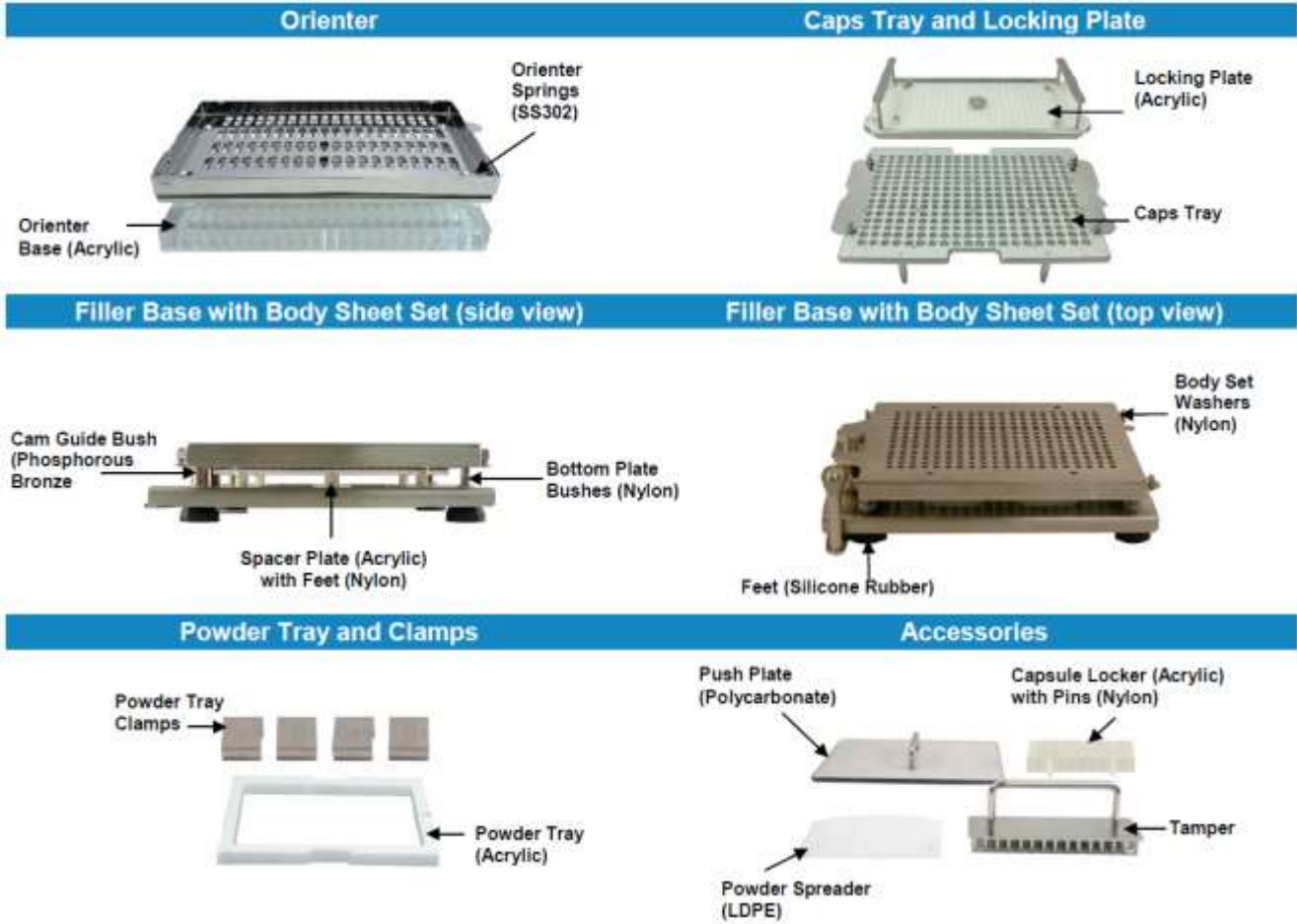
▲	All 316 Stainless Steel (Inox)
●	Adjustment-free Spacer Plate
●	Cam position indicator, great for training new operators
▲	Fast action Cam Handle

▲	Fast action Locking Plate for Caps Tray with reinforced stainless steel edges to prevent bending
▲	25-hole Capsule Locker is size-specific. Speeds locking, and prevents over-locking and capsule denting
▲	Capsule Locker includes Spacer Plate Height adjustment marking
●	Locked Capsule Indicator
●	Capsule Locker position indicators on under side of Caps Tray
▲	Locating holes in Orienter and tapered locating pins for fast & accurate orientation of capsules into Caps Tray
▲	2-piece Orienter. Shake only the lightweight Orienter Tray



●	Powder Tray is double depth & includes indicators for positioning 60-pin Tamper
◆	Powder Tray clamps for pharmacy compounding or filling on optional Vibrator.
▲	Empty Capsule Measuring Bowls (3)
●	Full size Powder Spreaders (4)
●	Multi-use Push Plate speeds operations
▲	60-pin Tamper in optimum size ranges 000, 00, 0-1, 2-3, 4

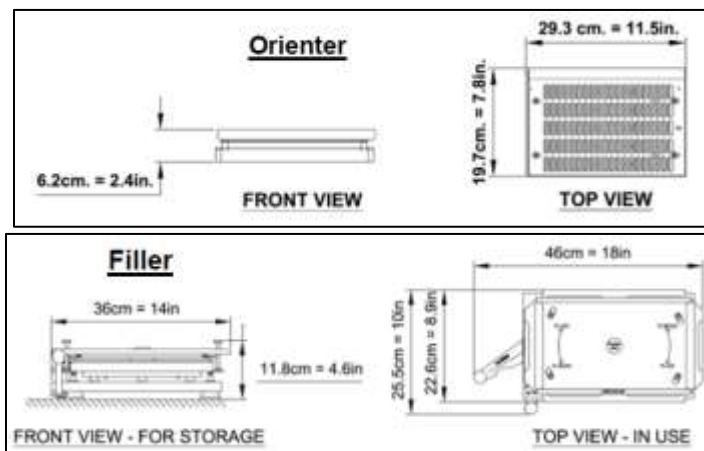
Materials of Construction:



NOTE:

- Parts not otherwise labeled are made of Inox (Stainless Steel 316).
- Nylon parts are known to discolor when used with Erythrosine. The Powder Spreader is known to discolor when used with Beta Carotene or Sunset Yellow.

Dimensions (For Powder Hood Sizing):



Installing Change Parts:



Cleaning & Drying Methods:

- 1) **Automatic Dishwasher:** All parts are fully dishwasher safe using automatic dishwasher detergents. Plastic parts should be placed in top rack (<70°C / 160°F)
- 2) **Cleaning Agents:** We recommend cleaning using household hand dishwashing liquid. All items may be cleaned with NaOH (caustic soda) 1-2% solution, 1% sodium thiosulphate solution, or liquid detergents up to with up to 4% sodium hypochlorite.
- 3) **Isopropyl Alcohol:** Wipe with a cloth dipped in isopropyl alcohol, then immediately wipe dry with a clean cloth. Do not use on Orienter Base or Capsule Locker.
- 4) **Hot Air Drying:** Up to 60°C. Remove plastic parts from oven after 15-20 minutes. If using portable hair dryer, keep a distance of 12 inches (30cm) from all items.
- 5) **Autoclave:** Do not autoclave Orienter Base, Capsule Locker, Powder Spreader, Powder Tray. Other parts may be autoclaved at 121°C, 15 psi pressure for 15 minutes.