



MEDISCA[®]
YOUR TRUSTED PARTNER IN COMPOUNDING

PRODUCT NO.: 7352-01



PARTIAL BATCH KIT

Sizes 00–4, For ProFiller 1100

DESCRIPTION: Fill fewer than 100 capsules per batch. Includes: Orienter Divider, Powder Tray Divider & 5-pin Tamper.

FEATURES:


- ✔ New Orienter Divider and Filler Divider make the Partial Batch Kit easy to use. It takes seconds to install and remove.
- ✔ Eliminates need for tape, cardboard and other non-GMP methods for making less than a full batch.
- ✔ Works with the ProFiller 1100 series standard white polycarbonate Powder Tray.
- ✔ Prepare batch sizes in increments of 10.

ADDITIONAL INFORMATION:

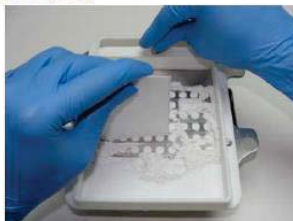
How to use your Partial Batch kit to fill less than a full batch




1. Place Orienter Divider on Orienter at half the desired batch size. Orient capsules in positions I and II as usual.



2. Separate capsules in Filler as usual. Place Powder Tray onto Filler. Place Filler Divider onto Filler.



3. Pour powder and spread using Powder Spreader. If needed, press down on Divider to reduce powder loss.



4. Use regular Tamper or 5-pin Tamper to tamp powder. Remove Powder Tray and lock capsules as usual.