



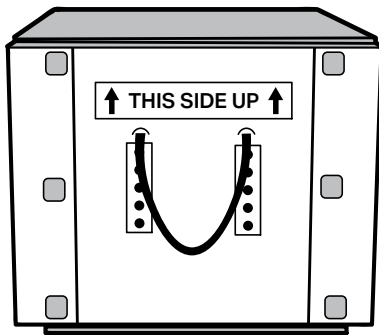
Unpacking Instructions

Medisca Item Code:

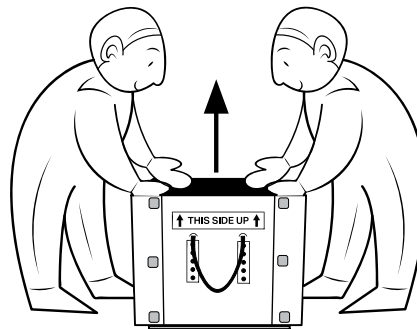
5474-01

5473-01

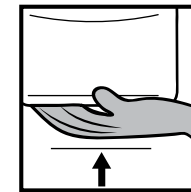
1. Position box with arrows up.




2. Open box and remove all the accessories. Holding the mill knobs, have two people lift the Medisca ProMill Basic up while pushing the packing foam down.



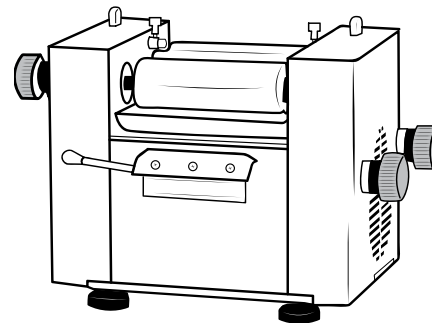
Support the ProMill Basic from underneath when able.
Do not open the plastic bag.



3. Place the ProMill Basic onto the table or counter. Open the outer and inner plastic bag and unfold the plastic to take out the Medisca ProMill Basic.



4. See Manual for use instructions.



For More Information

USA 1-800-932-1039 medisca.com

CAN 1-800-665-6334 medisca.ca

AUS 1300 785 392 medisca.com.au

PMINS113

MM1M TRM 16

MM1M TRM 25